



# SASTRA

ENGINEERING · MANAGEMENT · LAW · SCIENCES · HUMANITIES · EDUCATION

DEEMED TO BE UNIVERSITY

(U/S 3 OF THE UGC ACT, 1956)

THINK MERIT | THINK TRANSPARENCY | THINK SASTRA

# Guidelines for First Time Login

## Students and Parent's Web Interface

*Progress Through Quality Education*

# Step 1: Login Page of SWI

- Go to SASTRA Portal – Parents Corner – **Student Web Interface**
  - <https://webstream.sastra.edu/sastrapwi/>
- For First time login use your DoB as password
  - Format **ddmmyyyy**




**STUDENT WEB INTERFACE**

Register No

Password

Enter captcha



[Forgot password?](#)


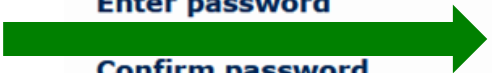
For your first login use your Date of Birth as password.  
[Date format ddmmyyyy E.g. 03121990]

# Step 2: Set password & get OTP

**STUDENTS REGISTRATION**

Name of the Student	[Redacted]
Register No.	[Redacted]
Program	[Redacted]
Your User ID	[Redacted]
Enter password	: <input type="password"/> [Max.8 Characters]
Confirm password	: <input type="password"/>
Student Mobile Number	: [Redacted]
Student Email	: <input type="text"/>

**Set password  
OTP will  
come to  
mobile no  
indicated**



**You will notice  
your name and  
other details  
including your  
mobile no and  
your email as per  
application**

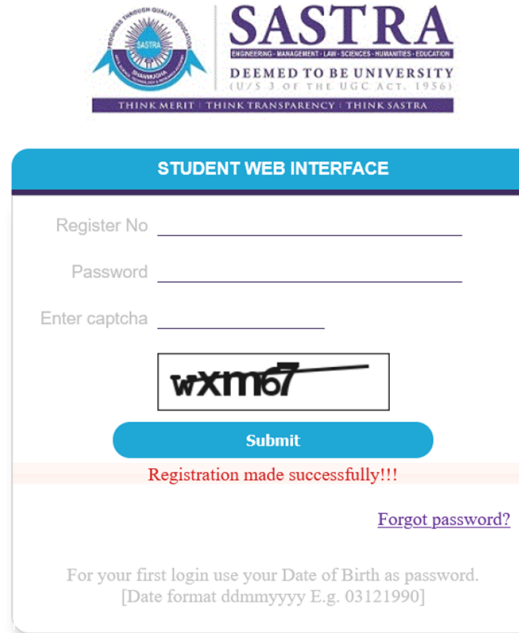
# Step 3: Enter OTP and Register

**STUDENTS REGISTRATION**

<b>Name of the Student</b>	:	<div style="background-color: black; width: 100%; height: 20px;"></div>
<b>Register No.</b>	:	<div style="background-color: black; width: 100%; height: 20px;"></div>
<b>Program</b>	:	<div style="background-color: black; width: 100%; height: 20px;"></div>
<b>Your User ID</b>	:	<div style="background-color: black; width: 100%; height: 20px;"></div>
<b>Enter password</b>	:	<input style="width: 100%; border: 1px solid #ccc;" type="password" value="••••••••"/>
<b>Confirm password</b>	:	<input style="width: 100%; border: 1px solid #ccc;" type="password" value="••••••••"/>
<b>OTP</b>	:	<input style="width: 100%; border: 1px solid #ccc;" type="text"/>

# Step 4: Successful Registration


- Use password to login and check your SWI




The screenshot displays the SASTRA Student Web Interface registration form. At the top, the SASTRA logo and name are visible. The form is titled "STUDENT WEB INTERFACE" and contains the following fields: "Register No", "Password", and "Enter captcha". Below the captcha field is a captcha image showing the text "wxm67" with a line through it. A blue "Submit" button is located below the form. A red message "Registration made successfully!!" is displayed below the button. A link for "Forgot password?" is also present. At the bottom, there is a note: "For your first login use your Date of Birth as password. [Date format ddmmYYYY E.g. 03121990]"

# Step 1: Login Page of SWI

- Go to SASTRA Portal – Parents Corner – **Parent Web Interface**
  - <https://webstream.sastra.edu/sastraparentweb/>
- For Parent Web Interface, the password is DoB
  - Format **ddmmyyyy**
  - Password of PWI cannot be changed
  - Parents and Guardian shall use PWI to view the progress & information of their wards




 **SASTRA**  
ENGINEERING · MANAGEMENT · LAW · SCIENCES · HUMANITIES · EDUCATION  
DEEMED TO BE UNIVERSITY  
(U/S 3 OF THE UGC ACT, 1956)  
THINK MERIT · THINK TRANSPARENCY · THINK SASTRA

**PARENT WEB INTERFACE**

Register number

\* Date of birth

Enter captcha



\* For login use your wards Date of Birth as password. [Date format ddmmyyyy E.g. 03121990]

# For SWI & PWI Issues

For any issues with Student & Parent Web Interface, Timetable, and for Changing Your Mobile no, email to **[palaniappan@admin.sastra.edu](mailto:palaniappan@admin.sastra.edu)**

Indicate your Name, Register No and Issue clearly in your email

# For SASTRA Email ID Issues

For any issues with regno@sastra.ac.in email account and for its recovery password, Send email to **sridhar@sastra.edu** from your personal g-mail

Indicate your Name, Register No or Application No.



# Thank You